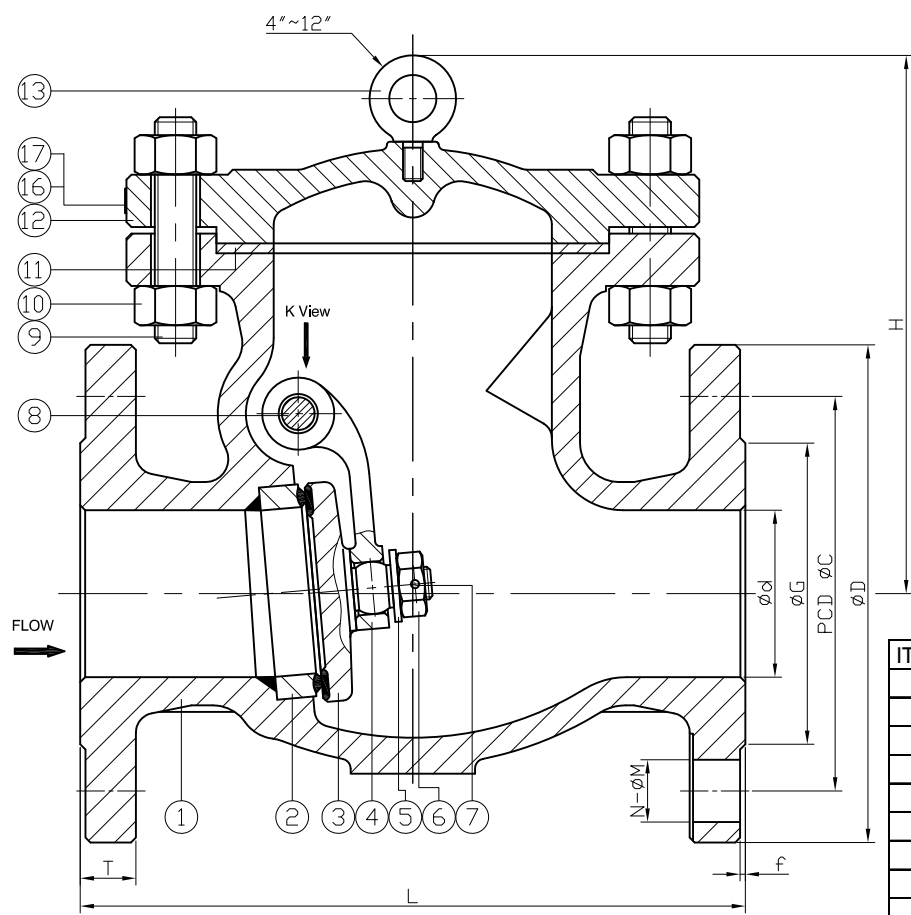


| | | | |
|-----|-----|-----|-----|
| Ra | 0.2 | ▽▽▽ | JIS |
| 1.6 | ▽▽ | | |
| 6.3 | ▽ | | |
| 25 | ▽ | | |

| | |
|-------|----------|
| ± 0.1 | 0.5-5 |
| ± 0.2 | 6-30 |
| ± 0.3 | 31-120 |
| ± 0.5 | 121-320 |
| ± 0.8 | 321-1000 |

E-mail:sales@ohiovalve.com
 GENERAL TOLERANCE
 Ohio Valve Company
 4051 Clough Woods
 Drive Batavia, OH 45103
 Tel:513-752-5600 Fax:513-752-8267
 www.ohiovalve.com



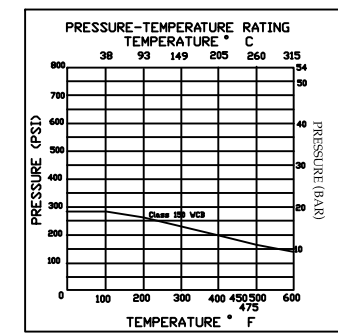
| DN | d | G | C | D | L | H | T | f | N | M | Weight(kg) |
|-----|-----|-----|-------|-----|-----|-----|----|-----|----|----|------------|
| 50 | 51 | 92 | 120.5 | 152 | 203 | 126 | 16 | 1.6 | 4 | 19 | 17 |
| 65 | 64 | 105 | 139.5 | 178 | 216 | 149 | 18 | 1.6 | 4 | 19 | 23 |
| 80 | 76 | 127 | 152.5 | 190 | 241 | 170 | 19 | 1.6 | 4 | 19 | 29 |
| 100 | 102 | 157 | 190.5 | 229 | 292 | 229 | 24 | 1.6 | 8 | 19 | 42 |
| 150 | 152 | 216 | 241.5 | 279 | 356 | 273 | 26 | 1.6 | 8 | 22 | 74 |
| 200 | 203 | 270 | 298.5 | 343 | 495 | 334 | 29 | 1.6 | 8 | 22 | 108 |
| 250 | 254 | 324 | 362 | 406 | 622 | 403 | 31 | 1.6 | 12 | 26 | 177 |
| 300 | 305 | 381 | 432 | 483 | 698 | 471 | 32 | 1.6 | 12 | 26 | 282 |

unit:mm

| NPS | d | G | C | D | L | H | T | f | N | M | Weight(lb) |
|--------|-----|-------|-------|-------|------|-------|------|------|----|------|------------|
| 2" | 2 | 3.62 | 4.74 | 5.98 | 8 | 4.96 | 0.63 | 0.06 | 4 | 0.75 | 37.5 |
| 2-1/2" | 2.5 | 4.13 | 5.49 | 7.01 | 8.5 | 5.87 | 0.71 | 0.06 | 4 | 0.75 | 50.7 |
| 3" | 3 | 5 | 6 | 7.48 | 9.5 | 6.69 | 0.75 | 0.06 | 4 | 0.75 | 63.9 |
| 4" | 4 | 6.18 | 7.5 | 9.02 | 11.5 | 9.02 | 0.94 | 0.06 | 8 | 0.75 | 92.6 |
| 6" | 6 | 8.5 | 9.51 | 10.98 | 14 | 10.75 | 1.02 | 0.06 | 8 | 0.87 | 163.1 |
| 8" | 8 | 10.63 | 11.75 | 13.5 | 19.5 | 13.15 | 1.14 | 0.06 | 8 | 0.87 | 238.1 |
| 10" | 10 | 12.76 | 14.25 | 15.98 | 24.5 | 15.87 | 1.22 | 0.06 | 12 | 1.02 | 390.2 |
| 12" | 12 | 15 | 17.01 | 19.02 | 27.5 | 18.54 | 1.26 | 0.06 | 12 | 1.02 | 621.7 |

unit:in

| ITEM | PARTS | MATERIAL |
|------|--------------|---------------------|
| 1 | BODY | ASTM A216-WCB |
| 2 | SEAT | ASTM A105+STL#6 |
| 3 | DISC | ASTM A105+Cr13 |
| 4 | HINGE | ASTM A216-WCB |
| 5 | DISC WASHER | ASTM A276-410 |
| 6 | DISC NUT | |
| 7 | DISC NUT PIN | |
| 8 | HINGE PIN | ASTM A182-F6a |
| 9 | STUD | ASTM A193-B7 |
| 10 | NUT | ASTM A194-2H |
| 11 | GASKET | SPW SS 304+GRAPHITE |
| 12 | BONNET | ASTM A216-WCB |
| 13 | EYEBOLT | CARBON STEEL |
| 14 | PLUG | ASTM A276-410 |
| 15 | WASHER | ASTM A276-304 |
| 16 | NAMEPLATE | SS 304 |
| 17 | RIVET | |



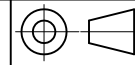
FEATURE :

- Dimension of flange : ASME B16.5
- Face to face : ASME B16.10
- Inspection & test : API 598
- Design : ASME B16.34 / BS 1868

| | | | |
|--------|---------------------|------------|---------|
| △ | | | |
| △ | | | |
| △ | Revised H dimension | 12/03/2015 | Ray |
| Revise | Description | Date | Approve |



| | | | | |
|----------|--------------|-------------|---------------|---|
| CHECK BY | DRAWING BY | DATE | SPECIFICATION | Flanged End Swing Check Valve Class 150 |
| | <i>Sammy</i> | Dec.03.2015 | MATERIAL | WCB |
| | | | PROCESS/Nr. | |
| | | | UNIT / SCALE | mm |



DRAWING NO. **CS150CK**