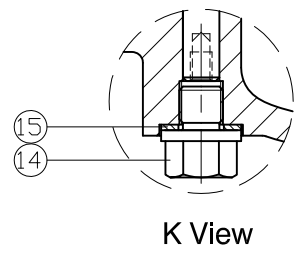
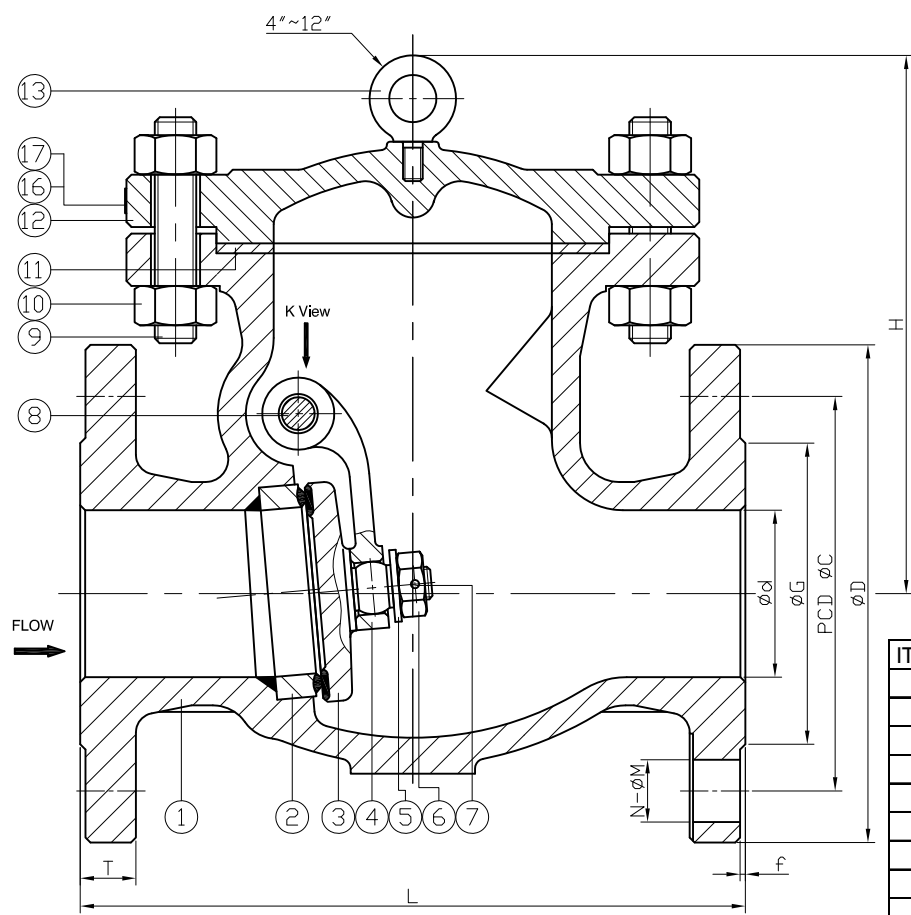


Ra  
0.2  
1.6  
6.3  
25  
JIS

± 0.1  
0.5-5  
± 0.2  
6-30  
± 0.3  
31-120  
± 0.5  
121-320  
± 0.8  
321-1000

GENERAL TOLERANCE

E-mail:sales@ohiovalve.com  
www.ohiovalve.com  
Ohio Valve Company  
4051 Clough Woods  
Tel:513-752-5600  
Drive Batavia,OH 45103  
Fax:513-752-8267



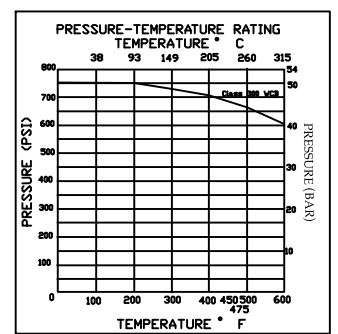
DN	d	G	C	D	L	H	T	f	N	M	Weight(kg)
50	51	92	127	165	267	149	23	1.6	8	19	21
65	64	105	149	190	292	159	26	1.6	8	22	36
80	76	127	168.5	210	318	176	29	1.6	8	22	43
100	102	157	200	254	356	256	32	1.6	8	22	61
150	152	216	270	318	444	306	37	1.6	12	22	131
200	203	270	330	381	533	362	42	1.6	12	26	213
250	254	324	387.5	445	622	434	48	1.6	16	29	384
300	305	381	451	521	711	499	51	1.6	16	32	449

unit:mm

NPS	d	G	C	D	L	H	T	f	N	M	Weight(lb)
2"	2	3.62	5	6.5	10.5	5.87	0.91	0.06	8	0.75	46.3
2-1/2"	2.5	4.13	5.87	7.48	11.5	6.26	1.02	0.06	8	0.87	79.4
3"	3	5	6.63	8.27	12.5	6.93	1.14	0.06	8	0.87	94.8
4"	4	6.18	7.87	10	14	10.08	1.26	0.06	8	0.87	134.5
6"	6	8.5	10.63	12.52	17.5	12.05	1.46	0.06	12	0.87	288.8
8"	8	10.63	12.99	15	21	14.25	1.65	0.06	12	1.02	469.6
10"	10	12.76	15.26	17.52	24.5	17.09	1.89	0.06	16	1.14	846.6
12"	12	15	17.76	20.51	28	19.65	2.01	0.06	16	1.26	989.9

unit:in

ITEM	PARTS	MATERIAL
1	BODY	ASTM A216-WCB
2	SEAT	ASTM A105+STL#6
3	DISC	ASTM A105+Cr13
4	HINGE	ASTM A216-WCB
5	DISC WASHER	ASTM A276-410
6	DISC NUT	
7	DISC NUT PIN	
8	HINGE PIN	ASTM A182-F6a
9	STUD	ASTM A193-B7
10	NUT	ASTM A194-2H
11	GASKET	SPW SS 304+GRAPHITE
12	BONNET	ASTM A216-WCB
13	EYEBOLT	CARBON STEEL
14	PLUG	ASTM A276-410
15	WASHER	ASTM A276-304
16	NAMEPLATE	SS 304
17	RIVET	



FEATURE :

- Dimension of flange : ASME B16.5
- Face to face : ASME B16.10
- Inspection & test : API 598
- Design : ASME B16.34 / BS 1868



CHECK BY	DRAWING BY	DATE	SPECIFICATION	Flanged End Swing Check Valve Class 300
	<i>Sammy</i>	Jan.21.2015	MATERIAL	WCB
			PROCESS/Nr.	
			UNIT / SCALE	mm

△			
△			
△			
Revise	Description	Date	Approve
DRAWING NO. <b>CS300CK</b>			